

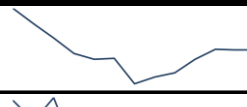
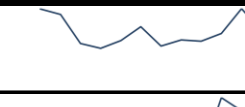

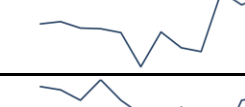






Data Insights: Global PMI




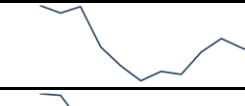
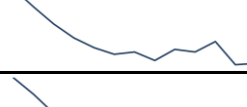

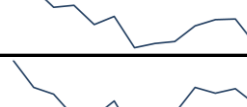



Friday, May 4, 2012

This week's US data: what you need to know

Manufacturing	Apr 12	Prev	13-month history	Services	Apr 12	Prev	13-month history
Index	54.8	53.4		Index	53.5	56.0	
Prices paid	61.0	61.0		Prices paid	53.6	63.9	
Employment	57.3	56.1		Employment	54.2	56.7	
Inventories	48.5	50.0		Inventories	54.0	54.0	
Orders	58.2	54.5		Orders	53.5	58.8	

Source: Institute of Supply Management, TrendMacro calculations

This week's Europe data: what you need to know


Manufacturing	Apr 12	Prev	13-month history	Services	Apr 12	Prev	13-month history
Eurozone	45.9	47.7		Eurozone	46.9	49.2	
Germany	46.2	48.4		Germany	52.2	52.1	
France	46.9	46.7		France	45.2	50.1	
Italy	43.8	47.9		Italy	42.3	44.3	
UK	50.5	51.9		UK	53.3	55.3	

Source: Markit, TrendMacro calculations

For more information contact us:




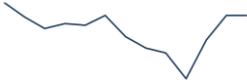

Donald Luskin: 650 429 2112 don@trendmacro.com
 Thomas Demas: 704 552 3625 tdemas@trendmacro.com

This week's Japan data: what you need to know

Manufacturing	Apr 12	Prev	13-month history
Japan	50.7	51.1	


Source: Markit/Nomura, TrendMacro calculations

This week's China data: what you need to know

Manufacturing	Apr 12	Prev	13-month history	Services	Apr 12	Prev	13-month history
China	53.3	53.1		China	56.1	58.0	
Prices paid	54.8	55.9					
Employment	51.0	51.0					
Orders	54.5	55.1					

Source: HSBC, TrendMacro calculations

This week's Brazil data: what you need to know

Manufacturing	Apr 12	Prev	13-month history	Services	Apr 12	Prev	13-month history
Brazil	49.3	51.1		Brazil	0.0	53.8	

Source: NTC, TrendMacro calculations