
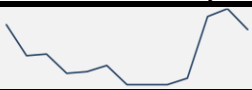
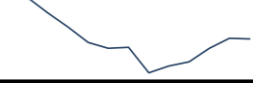
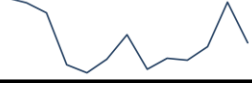
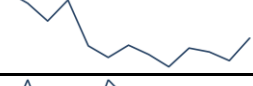







Data Insights: Global PMI

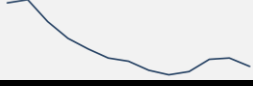

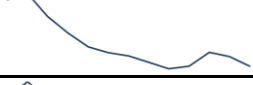
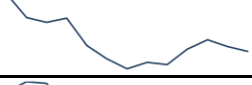
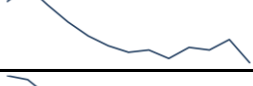
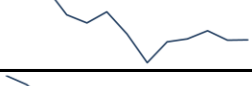
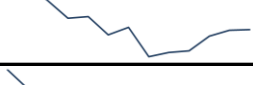
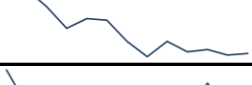


Wednesday, April 4, 2012

This week's US data: what you need to know

Manufacturing	Mar 12	Prev	13-month history	Services	Mar 12	Prev	13-month history
Index	53.4	52.4		Index	56.0	57.3	
Prices paid	61.0	61.5		Prices paid	63.9	68.4	
Employment	56.1	53.2		Employment	56.7	55.7	
Inventories	50.0	49.5		Inventories	54.0	53.5	
Orders	54.5	54.9		Orders	58.8	61.2	

Source: Institute of Supply Management, TrendMacro calculations

This week's Europe data: what you need to know

Manufacturing	Mar 12	Prev	13-month history	Services	Mar 12	Prev	13-month history
Eurozone	47.7	49.0		Eurozone	49.2	48.8	
Germany	48.4	50.2		Germany	52.1	52.8	
France	46.7	50.0		France	50.1	50.0	
Italy	47.9	47.8		Italy	44.3	44.1	
UK	52.1	51.5		UK	55.3	53.8	

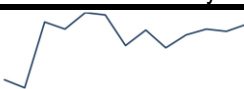
Source: Markit, TrendMacro calculations

For more information contact us:

Donald Luskin: 650 429 2112 don@trendmacro.com
Thomas Demas: 704 552 3625 tdemas@trendmacro.com



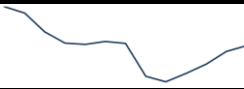
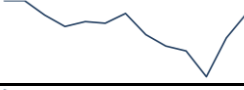

Copyright 2012 Trend Macrolytics LLC. All rights reserved. This document is not to be forwarded to individuals or organizations not authorized by Trend Macrolytics LLC to receive it. For information purposes only; not to be deemed to be recommendations for buying or selling specific securities or to constitute personalized investment advice. Derived from sources deemed to be reliable, but no warranty is made as to accuracy.

This week's Japan data: what you need to know

Manufacturing	Mar 12	Prev	13-month history
Japan	51.1	50.5	



Source: Markit/Nomura, TrendMacro calculations

This week's China data: what you need to know

Manufacturing	Mar 12	Prev	13-month history	Services	Mar 12	Prev	13-month history
China	53.1	51.0		China	58.0	57.3	
Prices paid	55.9	54.0					
Employment	51.0	49.5					
Orders	55.1	51.0					

Source: HSBC, TrendMacro calculations

This week's Brazil data: what you need to know

Manufacturing	Mar 12	Prev	13-month history	Services	Mar 12	Prev	13-month history
Brazil	51.1	51.4		Brazil	53.8	57.1	

Source: NTC, TrendMacro calculations