

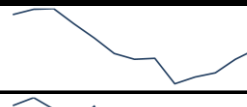









Data Insights: Global PMI

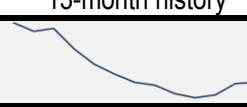

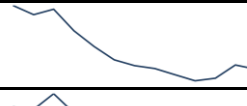
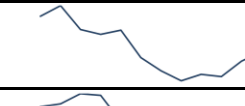


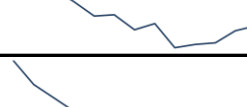
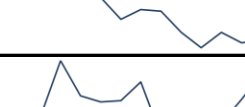


Monday, March 5, 2012

This week's US data: what you need to know

Manufacturing	Feb 12	Prev	13-month history	Services	Feb 12	Prev	13-month history
Index	52.4	54.1		Index	57.3	56.8	
Prices paid	61.5	55.5		Prices paid	68.4	63.5	
Employment	53.2	54.3		Employment	55.7	57.4	
Inventories	49.5	49.5		Inventories	53.5	47.0	
Orders	54.9	57.6		Orders	61.2	59.4	

Source: Institute of Supply Management, TrendMacro calculations

This week's Europe data: what you need to know

Manufacturing	Feb 12	Prev	13-month history	Services	Feb 12	Prev	13-month history
Eurozone	49.0	48.8		Eurozone	48.8	50.4	
Germany	50.2	51.0		Germany	52.8	53.7	
France	50.0	48.5		France	50.0	52.3	
Italy	47.8	46.8		Italy	44.1	44.8	
UK	51.2	52.0		UK	53.8	56.0	

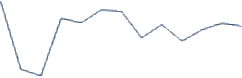
Source: Markit, TrendMacro calculations

For more information contact us:

Donald Luskin: 650 429 2112 don@trendmacro.com
 Thomas Demas: 704 552 3625 tdemas@trendmacro.com




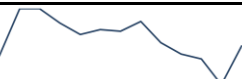
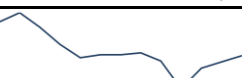
Copyright 2012 Trend Macrolytics LLC. All rights reserved. This document is not to be forwarded to individuals or organizations not authorized by Trend Macrolytics LLC to receive it. For information purposes only; not to be deemed to be recommendations for buying or selling specific securities or to constitute personalized investment advice. Derived from sources deemed to be reliable, but no warranty is made as to accuracy.

This week's Japan data: what you need to know

Manufacturing	Feb 12	Prev	13-month history
Japan	50.5	50.7	



Source: Markit/Nomura, TrendMacro calculations

This week's China data: what you need to know

Manufacturing	Feb 12	Prev	13-month history	Services	Feb 12	Prev	13-month history
China	51.0	50.5		China	48.4	52.9	
Prices paid	54.0	50.0					
Employment	49.5	47.1					
Orders	51.0	50.4					

Source: HSBC, TrendMacro calculations

This week's Brazil data: what you need to know

Manufacturing	Feb 12	Prev	13-month history	Services	Feb 12	Prev	13-month history
Brazil	51.4	50.6		Brazil	57.1	55.0	

Source: NTC, TrendMacro calculations