

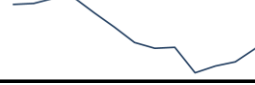
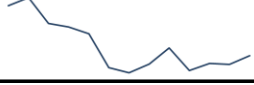

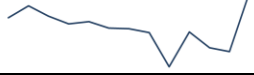






## Data Insights: Global PMI

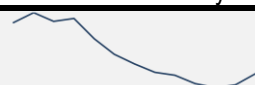

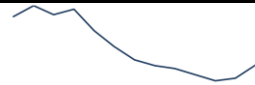
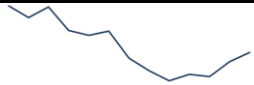
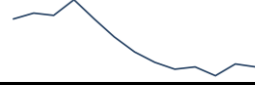
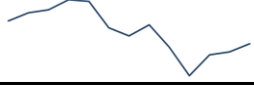
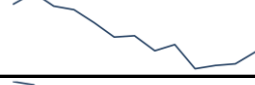
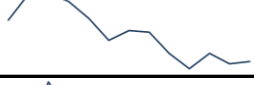


Friday, February 3, 2012

### This week's US data: what you need to know

<b>Manufacturing</b>	Jan 12	Prev	13-month history	<b>Services</b>	Jan 12	Prev	13-month history
Index	54.1	53.1		Index	56.8	53.0	
Prices paid	55.5	47.5		Prices paid	63.5	62.0	
Employment	54.3	54.8		Employment	57.4	49.8	
Inventories	49.5	45.5		Inventories	47.0	48.5	
Orders	57.6	54.8		Orders	59.4	54.6	

Source: Institute of Supply Management, TrendMacro calculations

### This week's Europe data: what you need to know

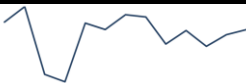
<b>Manufacturing</b>	Jan 12	Prev	13-month history	<b>Services</b>	Jan 12	Prev	13-month history
Eurozone	48.8	46.9		Eurozone	50.4	48.8	
Germany	51.0	48.4		Germany	53.7	52.4	
France	48.5	48.9		France	52.3	50.3	
Italy	46.8	44.3		Italy	44.8	44.5	
UK	52.1	49.7		UK	56.0	54.0	

Source: Markit, TrendMacro calculations

#### For more information contact us:



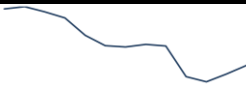
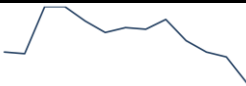
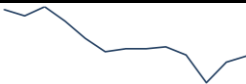
Donald Luskin: 650 429 2112 [don@trendmacro.com](mailto:don@trendmacro.com)  
 Thomas Demas: 704 552 3625 [tdemas@trendmacro.com](mailto:tdemas@trendmacro.com)

## This week's Japan data: what you need to know

<b>Manufacturing</b>	Jan 12	Prev	13-month history
Japan	50.7	50.2	



Source: Markit/Nomura, TrendMacro calculations

## This week's China data: what you need to know

<b>Manufacturing</b>	Jan 12	Prev	13-month history	<b>Services</b>	Jan 12	Prev	13-month history
China	50.5	50.3		China	52.9	56.0	
Prices paid	50.0	47.1					
Employment	47.1	48.7					
Orders	50.4	49.8					

Source: HSBC, TrendMacro calculations

## This week's Brazil data: what you need to know

<b>Manufacturing</b>	Jan 12	Prev	13-month history	<b>Services</b>	Jan 12	Prev	13-month history
Brazil	50.6	49.1		Brazil	55.0	54.8	

Source: NTC, TrendMacro calculations