


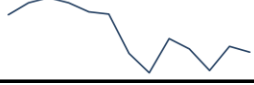
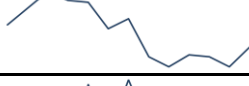







Data Insights: Global PMI



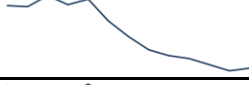
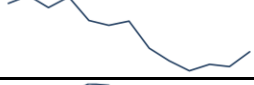


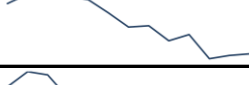



Thursday, January 5, 2012

This week's US data: what you need to know

Manufacturing	Dec 11	Prev	13-month history	Services	Dec 11	Prev	13-month history
Index	53.9	52.7		Index	52.6	52.0	
Prices paid	47.5	45.0		Prices paid	61.2	62.5	
Employment	55.1	51.8		Employment	49.4	48.9	
Inventories	47.1	48.3		Inventories	48.5	52.5	
Orders	57.6	56.7		Orders	53.2	53.0	

Source: Institute of Supply Management, TrendMacro calculations

This week's Europe data: what you need to know

Manufacturing	Dec 11	Prev	13-month history	Services	Dec 11	Prev	13-month history
Eurozone	46.9	46.4		Eurozone	48.8	47.5	
Germany	48.4	47.9		Germany	52.4	50.3	
France	48.9	47.3		France	50.3	49.6	
Italy	44.3	44.0		Italy	44.5	45.8	
UK	49.6	47.7		UK	54.0	52.1	

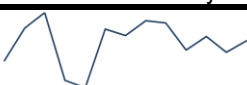
Source: Markit, TrendMacro calculations

For more information contact us:

Donald Luskin: 650 429 2112 don@trendmacro.com
 Thomas Demas: 704 552 3625 tdemas@trendmacro.com

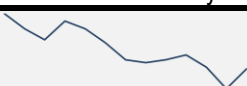

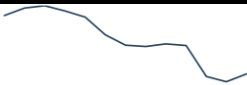


Copyright 2012 Trend Macrolytics LLC. All rights reserved. This document is not to be forwarded to individuals or organizations not authorized by Trend Macrolytics LLC to receive it. For information purposes only; not to be deemed to be recommendations for buying or selling specific securities or to constitute personalized investment advice. Derived from sources deemed to be reliable, but no warranty is made as to accuracy.

This week's Japan data: what you need to know

Manufacturing	Dec 11	Prev	13-month history
Japan	50.2	49.1	



Source: Markit/Nomura, TrendMacro calculations

This week's China data: what you need to know

Manufacturing	Dec 11	Prev	13-month history	Services	Dec 11	Prev	13-month history
China	50.3	49.0		China	56.0	49.7	
Prices paid	47.1	44.4					
Employment	48.7	49.0					
Orders	49.8	47.8					

Source: HSBC, TrendMacro calculations

This week's Brazil data: what you need to know

Manufacturing	Dec 11	Prev	13-month history	Services	Dec 11	Prev	13-month history
Brazil	49.1	48.7		Brazil	54.8	52.6	

Source: NTC, TrendMacro calculations