
















































## Data Insights: Unconventional Consumer Price Indices

Thursday, November 17, 2011

### Wednesday's unconventional CPI data: what you need to know

	12-mo YOY	3-mo ann	1-mo ann	12 / 3 / 1-mo			12-mo YOY history
All items	+3.6%	+2.4%	-1.0%				
Core	+2.1%	+1.8%	+1.6%				
All items NSA	+3.5%	+0.9%	-2.4%				
Core NSA	+2.1%	+2.8%	+2.4%				
Chained CPI (NSA)	+3.4%	+0.8%	-2.2%				
Chained core CPI (NSA)	+1.9%	+2.6%	+2.2%				
Median CPI	+2.2%	+2.8%	+2.4%				
Trimmed mean CPI	+2.5%	+2.6%	+1.4%				
Sticky CPI	+1.9%	+2.5%	+2.5%				
Sticky core CPI	+1.8%	+2.4%	+2.5%				
Flexible CPI	+7.8%	+2.4%	-8.9%				
Flexible core CPI	+3.6%	-1.3%	-2.7%				

Source: BLS, Cleveland Fed, Atlanta Fed, TrendMacro calculations

#### For more information contact us:

Donald Luskin: 650 429 2112 [don@trendmacro.com](mailto:don@trendmacro.com)  
 Thomas Demas: 704 552 3625 [tdemas@trendmacro.com](mailto:tdemas@trendmacro.com)